

# The State of Public Education IN ROCHESTER

## About the Rochester City School District

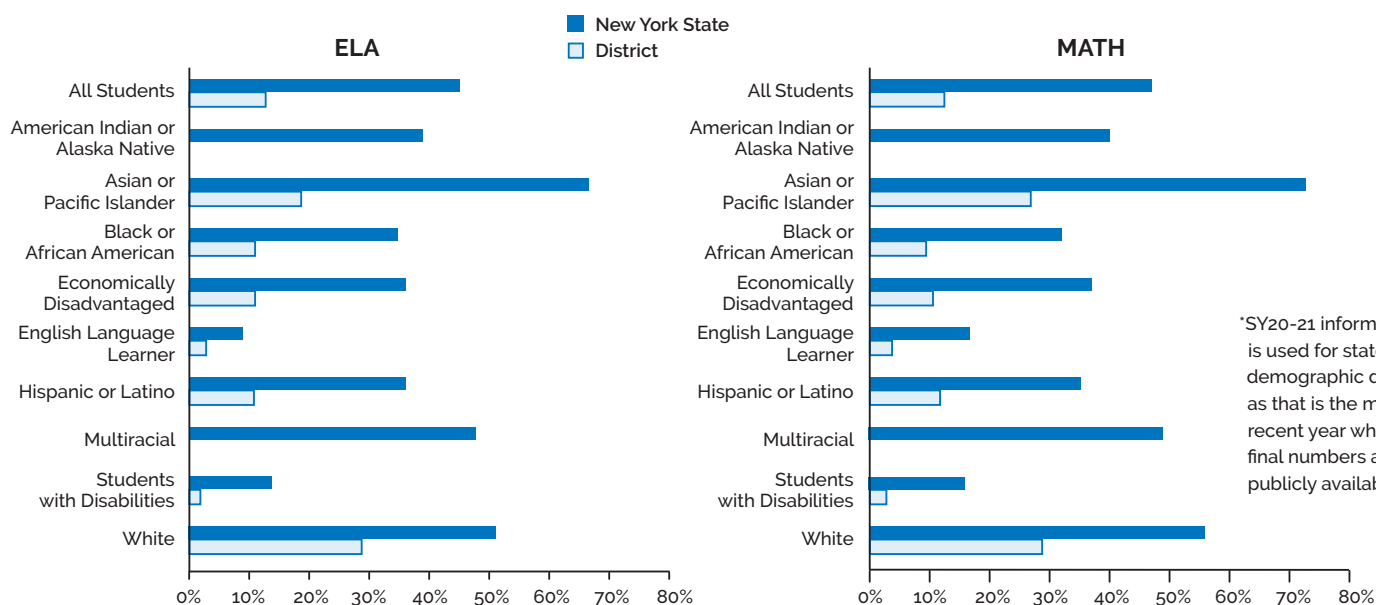
The Rochester City School District is one of the "Big 5" school districts in New York. It enrolls nearly 25,000 students in 46 district schools with an operating budget in SY2020-21 of over \$928 million.



**25,000** STUDENTS  
IN **46** DISTRICT  
SCHOOLS WITH AN  
OPERATING BUDGET  
OF **\$928** MILLION

## Rochester district schools are performing below the state average.

The proficiency rates, which is a determinant of whether a student is performing on grade level, in Rochester district schools on the SY2018-19 state exams were **13%** for both ELA and math compared to the state average of **45%** and **47%** for those subject areas, respectively.



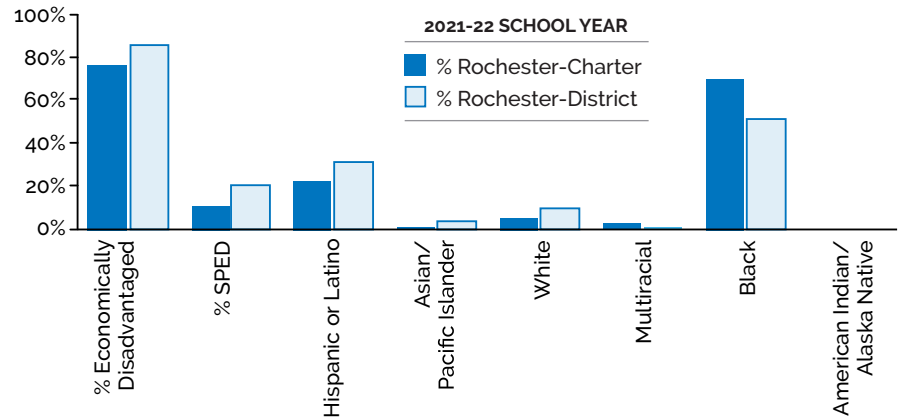
\*SY20-21 information is used for state demographic data as that is the most recent year where final numbers are publicly available.

**NOTE:** Certain subgroup populations were so small in the district and charter school enrollment, that they were not measurable. In those cases, proficiency data has been omitted by the state. SY18-19 data is provided as this is the last year of academic testing data with a statistically representative level of student participation. Rochester district schools serve predominantly students who are Black and Hispanic and economically disadvantaged.

## About Charter Schools in Rochester

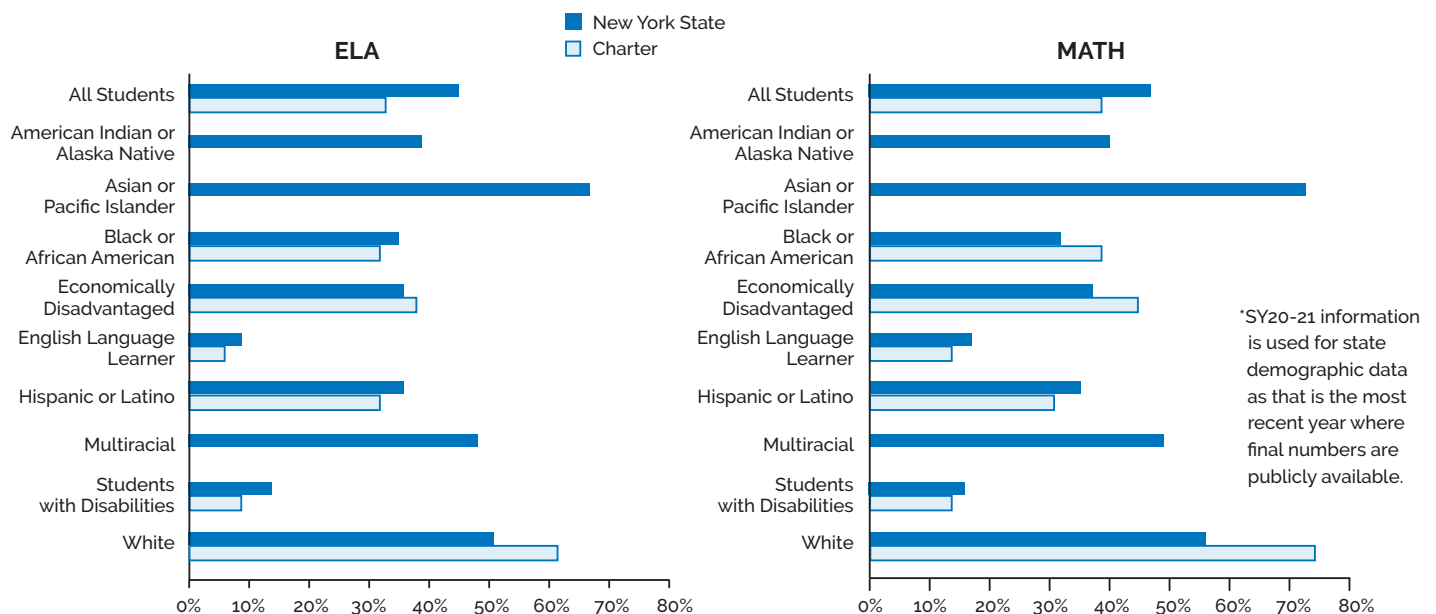
As of Fall 2021, there are 14 charter schools operating in the Rochester metro area serving over 7,100 students in grades Kindergarten through 12th grade. The oldest charter school opened its doors in 2000 and additional charter schools are planning to open between the Fall of 2022 and 2023. Charter schools are independent from one another and have the flexibility to design their own programs.

**Rochester charter schools serve predominantly students who are Black and who are economically disadvantaged.**



## Rochester charter schools are working to close opportunity gaps for students.

The overall proficiency rates for Rochester charter schools trailed the statewide average on the SY18-19 ELA and math exams. Nonetheless, proficiency rates for African American students, White students, and economically disadvantaged students attending charter schools exceeded the state average for these populations on either or both the ELA and math exams. In addition to preparing students for success on state assessments, these schools are capable of designing their curriculum to meet the needs of their community. Among the unique curricular options offered by many schools, there exist charter schools in Rochester with specialized programs focused on careers in the health sciences, college preparatory and Advance Placement courses, and single-gender instruction. These instructional design elements are made possible through a system that allows for both creativity in instruction while maintaining high standards of accountability.



**NOTE:** Certain subgroup populations were so small in the district and charter school enrollment, that they were not measurable. In those cases, proficiency data has been omitted by the state. SY18-19 data is provided as this is the last year of academic testing data with a statistically representative level of student participation.

We support and advocate for charter schools delivering high quality education for students across New York State. Want to learn more?

Visit [www.nycharters.net](http://www.nycharters.net) or call 518-218-6575.

Copyright © 2022 by New York Charter Schools Association.

